


BRIDGESCOUT® NOTIFICATIONS

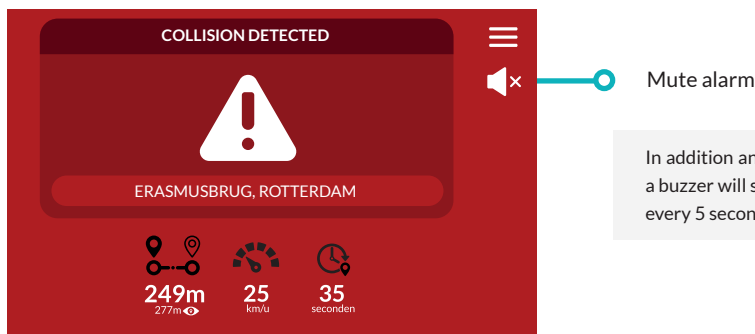
BRIDGESCOUT® IN STANDBY MODUS



BRIDGESCOUT® STARTS SCANNING AT A DISTANCE OF 500 METERS FROM AN OBJECT



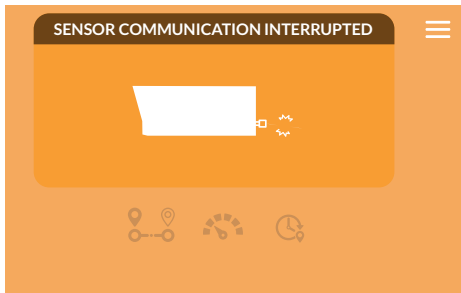
BRIDGESCOUT® IS ABLE TO GENERATE A NOTIFICATION AT A DISTANCE OF 300 METERS FROM AN OBJECT




In addition an acoustic alarm will sound. From 100 seconds to an object a buzzer will sound combined with a spoken alarm "Wheelhouse to high" every 5 seconds. Settings can be adjusted (remotely) at any time.

ERROR MESSAGES

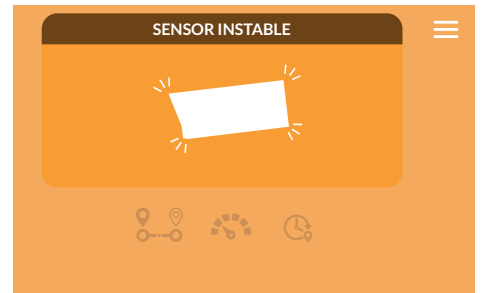
Please note that in case of an error Bridgescout® is not functioning.



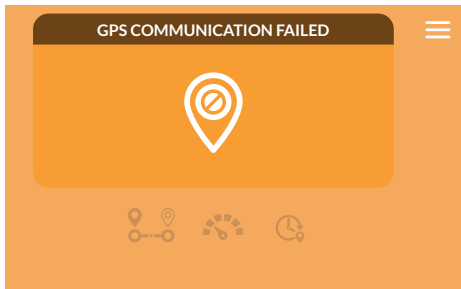
Check the wiring to the Bridgescout® sensor. If wiring intact, please contact Sensor Maritime.



Check if the Bridgescout® sensor has a clear line of sight. If there is a clear line of sight, please contact Sensor Maritime.



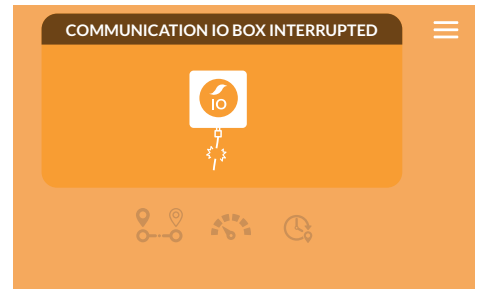
In case of trim, vibration and/or a shock please wait until the vessel reaches its normal condition. If the error still appears, please contact Sensor Maritime.



Check the wiring and the GPS antenna for damage and contact Sensor Maritime.



Wait until Bridgescout® regains a GPS position. If it takes more than 10 minutes, with the exception of locations where a poor reception is likely, please contact Sensor Maritime.



Please contact Sensor Maritime. Please note that your additional products, like wheelhouse height sensor and/or antenna mast detection sensor, will not function.

MENU

Close menu

REPORT

SETTINGS

INFORMATION

USER SETTINGS

What would you like to report?

Unwanted notification, Missing notification, Error

Software version: 2.1.1
Sensor Maritime
Nieuwe Linie 9
5264 PJ Vught
The Netherlands
Tel: +31 (0)73 - 2200454
E-mail: info@sensormaritime.com