
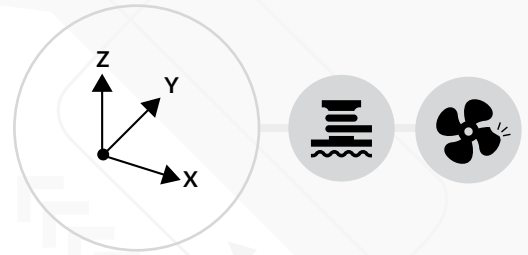



### INTRODUCTION SATELLITE

SATELLITE is part of the data-driven optimization of your fleet. SATELLITE is a simple to install, plug-and-play unit that connects a maritime data flow to your application and/or dashboard. Connect your or our sensors to obtain and convert data. SATELLITE handles the complexity of a large number of different communication layers and data protocols. It makes access to data as easy as possible. Due to its modular construction, it is possible to design your own SATELLITE. Based on your demands, compact and of industrial grade.



XMC4700 32-BIT ARM® CORTEX®

PROTOCOLS modbus, CAN, NMEA, J1939, UDP  
PHYSICAL LAYERS I/O, RS-232, RS-485, CAN FD, TCP/IP

